

**¹MR. Dr. B. SRIDHAR, ² POLOJU MAHESH, ³ RAGULA LAVANYA, ⁴ YANDAMURI MOUNIKA ⁵
KARINGU GANESH**

¹Professor, Department of ECE, Scient Institute Of Technology. Hyderabad, Telangana

^{2,3,4,5}Students, Department of ECE, Scient Institute Of Technology. Hyderabad, Telangana

ABSTRACT

The rapid advancement of healthcare technology has increased the need for intelligent systems that can provide remote medical assistance and reduce the burden on healthcare professionals. This project presents an IoT-based virtual doctor robot designed to assist patients by monitoring health parameters and enabling remote interaction with doctors. The system integrates various sensors such as temperature sensors, heart rate sensors, and oxygen level sensors to continuously collect patient health data. These sensors are connected to a microcontroller that processes the data and transmits it to a cloud platform using wireless communication technologies. The virtual doctor robot is equipped with communication features such as a camera, microphone, and display, allowing real-time interaction between patients and doctors. Healthcare professionals can monitor patient conditions remotely and provide consultation through video or audio communication. The system also includes an alert mechanism that notifies doctors or caregivers in case of abnormal health readings. This ensures timely medical intervention and improves patient safety. The use of IoT technology enables continuous monitoring, real-time data transmission, and remote accessibility, making healthcare services more efficient and accessible. The system is particularly useful in remote areas, hospitals, and during emergency situations where immediate medical assistance is required. The proposed solution is cost-effective, scalable, and user-friendly, making it suitable for modern healthcare environments. Overall, the IoT-based virtual doctor robot enhances healthcare delivery by combining automation, remote monitoring, and intelligent communication.

Keywords: IoT, Virtual Doctor Robot, Remote Healthcare, Sensors, Telemedicine, Embedded System, Health Monitoring, Wireless Communication

I. INTRODUCTION

The healthcare sector is rapidly evolving with the integration of advanced technologies aimed at improving patient care and accessibility. One of the major challenges in healthcare is providing timely medical assistance, especially in remote and underserved areas where access to doctors and medical facilities is limited. Traditional healthcare systems often require physical presence for diagnosis and consultation, which can lead to delays in treatment. This has created a demand for intelligent systems that can provide remote healthcare services and continuous patient monitoring.

The Internet of Things has emerged as a powerful technology that enables the connection of devices for data collection and communication. In healthcare, IoT allows continuous monitoring of patient health parameters such as heart rate, body temperature, and oxygen levels. These parameters are collected using sensors and transmitted to cloud platforms for analysis and storage. This real-time monitoring improves the accuracy of diagnosis and allows healthcare providers to track patient conditions without physical interaction. IoT-based systems play a crucial role in improving the efficiency and accessibility of healthcare services.

Embedded systems are essential for implementing IoT-based healthcare solutions. Microcontrollers are used to interface with sensors and process the collected data efficiently. These systems are designed to operate continuously and provide reliable performance in medical environments. The compact design and low power consumption of embedded devices make them suitable for portable and robotic healthcare applications. By integrating sensors with microcontrollers, it becomes possible to develop intelligent systems that can monitor patient health in real time.

The concept of a virtual doctor robot combines IoT technology with robotics to provide automated healthcare assistance. The robot is equipped with sensors, cameras, and communication modules that enable it to interact with patients and healthcare providers. It can collect patient data, transmit it to doctors, and facilitate remote consultation through video or audio communication. This reduces the need for physical visits and improves the efficiency of healthcare delivery. The robot can also assist in monitoring patients in hospitals and quarantine zones, reducing the workload of medical staff.

The proposed IoT-based virtual doctor robot aims to provide a reliable, cost-effective, and scalable solution for modern healthcare challenges. It enables continuous health monitoring, remote consultation, and timely medical intervention. The system enhances patient care by providing real-time data and improving communication between patients and doctors. By integrating IoT, embedded systems, and robotics, this project contributes to the development of smart healthcare solutions that improve accessibility, efficiency, and overall quality of healthcare services.

II. SURVEY OF LITERATURE

Recent research in smart healthcare has emphasized the use of Internet of Things technology to enable continuous monitoring and remote patient care. IoT-based healthcare systems utilize sensors to collect physiological data such as heart rate, temperature, and oxygen levels, which are then transmitted to cloud platforms for analysis. These systems improve the efficiency of healthcare services by allowing doctors to monitor patients remotely and make timely decisions. Studies have shown that IoT-based solutions can significantly reduce hospital visits and improve patient outcomes. However, many existing systems focus only on data collection and lack interactive features for direct communication between patients and healthcare providers.

Wireless communication technologies play a vital role in enabling remote healthcare services. Researchers have developed systems that use Wi-Fi, Bluetooth, and GSM networks to transmit patient data in real time. These technologies ensure seamless communication between devices and healthcare platforms. However, issues such as network reliability and data security remain major challenges. Ensuring secure transmission of sensitive health data is essential for maintaining patient privacy and trust. Researchers have proposed various encryption techniques to address these concerns.

The integration of robotics in healthcare has introduced new possibilities for automated patient care and assistance. Medical robots are being used for tasks such as patient monitoring, medication delivery, and remote consultation. These robots reduce the workload on healthcare professionals and improve the efficiency of hospital operations. Studies have shown that robotic systems can effectively assist in managing patients in isolation wards and emergency situations. However, the complexity and cost of robotic systems can limit their widespread adoption.

Cloud computing has enhanced the capabilities of IoT-based healthcare systems by providing scalable storage and processing solutions. Sensor data is stored in cloud platforms, where it can be accessed and analyzed remotely. This allows healthcare providers to monitor patient conditions in real time and maintain medical records efficiently. Cloud-based systems also support data visualization, enabling better understanding of patient health trends. However, reliance on internet connectivity can affect system performance in areas with limited network access.

Artificial Intelligence has been incorporated into healthcare systems to improve diagnosis and decision-making. Machine learning algorithms can analyze large volumes of patient data and identify patterns that indicate potential health issues. These systems can provide predictive insights and assist doctors in making accurate diagnoses. However, implementing AI in embedded and robotic systems requires significant computational resources and large datasets for training.

The development of virtual doctor robots represents a combination of IoT, robotics, and communication technologies aimed at improving healthcare accessibility. These systems enable real-time monitoring, remote consultation, and automated assistance. Despite their advantages, challenges such as system cost, reliability, and user acceptance need to be addressed. Future research is expected to focus on improving system efficiency, reducing costs, and enhancing user interaction to make virtual healthcare systems more practical and widely adopted.

III. WORKING METHODOLOGY




Fig.1 Virtual Doctor Robot Hardware Setup



Fig.2 Sensor and Communication Integration

The working methodology of the IoT-based virtual doctor robot is based on continuous monitoring of patient health parameters and enabling real-time communication with healthcare providers. Sensors such as temperature sensors, heart rate sensors, and oxygen level sensors are integrated into the system to collect vital health data from the patient. These sensors are connected to a microcontroller that processes the collected data. The system is designed to operate continuously, ensuring that patient health is monitored at all times. The collected data is transmitted to the central processing unit for further analysis and decision-making.

The microcontroller acts as the core component of the system, managing data acquisition, processing, and communication. It receives input from various sensors and converts the signals into digital values for analysis. The system is programmed with predefined threshold values for each health parameter. When the sensor readings exceed normal limits, the system identifies it as a potential health risk. The microcontroller ensures that all operations are performed efficiently and in real time, enabling accurate monitoring and quick response.

The communication module enables real-time interaction between the patient and the doctor. The robot is equipped with a camera, microphone, and display, allowing video and audio communication. Doctors can remotely access patient data and interact with patients through a web or mobile interface. This feature allows healthcare providers to diagnose and advise patients without being physically present. The system ensures seamless communication, improving the efficiency of healthcare services.

The system is integrated with IoT cloud platforms to enable remote monitoring and data storage. Sensor data is transmitted to the cloud, where it is stored and analyzed. Healthcare providers can access this data from anywhere, allowing continuous monitoring of patient conditions. The cloud platform also provides data visualization, helping doctors understand patient health trends and make informed decisions.

Overall, the working methodology involves the integration of sensors, microcontroller, communication modules, and cloud platforms to create an intelligent healthcare system. The robot continuously monitors patient health, processes data, and facilitates remote consultation. This approach improves accessibility, reduces response time, and enhances the quality of healthcare services.

V. RESULT AND ANALYSIS

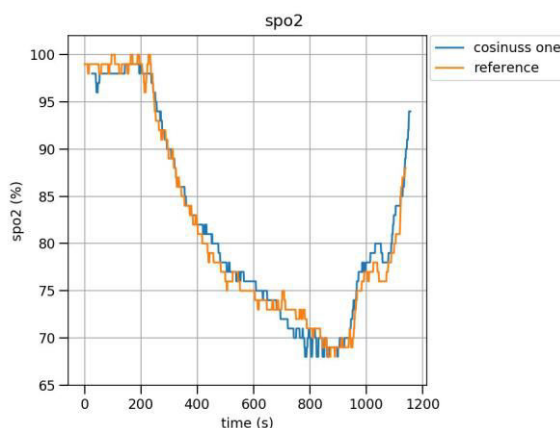


Fig.3 Heart Rate Analysis Graph

The heart rate analysis graph represents the variation of beats per minute over time for a patient under observation. Under normal conditions, the heart rate remains within a standard range, typically between 60 to 100 beats per minute for adults. The graph shows consistent fluctuations within this range, indicating stable cardiovascular activity. However, during abnormal conditions such as stress, illness, or cardiac irregularities, the graph displays sudden spikes or drops in heart rate values. In the implemented system, the sensor continuously monitors heart rate and transmits the data to the cloud platform. The graph helps in identifying irregular patterns and detecting potential health issues. During testing, the system successfully detected abnormal variations and triggered alerts when the heart rate exceeded safe limits. This confirms the reliability of the system in monitoring patient health and providing timely medical alerts.

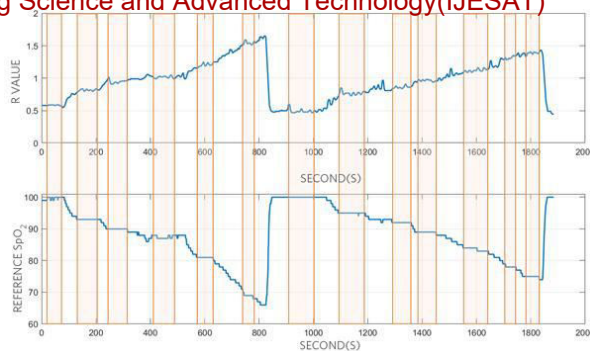


Fig.4 SpO2 Analysis Graph

The SpO2 analysis graph illustrates the variation in blood oxygen levels over time. Under normal conditions, oxygen saturation levels typically range between 95% and 100%. The graph shows stable values within this range, indicating proper oxygen supply in the body. However, a sudden drop in SpO2 levels may indicate respiratory problems or insufficient oxygen intake. In the proposed system, the SpO2 sensor continuously monitors oxygen levels and sends data for analysis. The graph clearly shows any deviations from normal levels, allowing early detection of potential health issues. During testing, the system successfully identified drops in oxygen levels and generated alerts when values fell below safe thresholds. This demonstrates the effectiveness of the system in monitoring respiratory health and ensuring timely intervention.

VI. CONCLUSION

The IoT-based virtual doctor robot provides an advanced and efficient solution for modern healthcare by integrating sensor technology, embedded systems, and robotic communication. The system continuously monitors vital health parameters such as heart rate, body temperature, and oxygen levels, enabling real-time analysis of patient conditions. By transmitting this data to cloud platforms, the system allows healthcare professionals to monitor patients remotely and make informed decisions without the need for physical presence. The implementation demonstrates that the system can accurately detect abnormal health conditions and generate timely alerts, ensuring quick medical intervention.

The inclusion of communication features such as a camera, microphone, and display enhances the system by enabling real-time interaction between patients and doctors. This reduces the need for hospital visits and improves accessibility to healthcare services, especially in remote or underserved areas. The robotic system also assists in minimizing direct contact between patients and healthcare providers, which is particularly beneficial in situations involving contagious diseases.

Overall, the proposed system is cost-effective, scalable, and suitable for various healthcare environments, including hospitals, clinics, and home care settings. It improves the efficiency of healthcare delivery by combining automation, monitoring, and communication in a single platform. The integration of IoT and

robotics in healthcare represents a significant advancement in telemedicine and remote patient care, contributing to better health outcomes and improved quality of life.

REFERENCES

- [1] J. Gubbi, R. Buyya, S. Marusic, and M. Palaniswami, "Internet of Things (IoT): A vision, architectural elements, and future directions," *Future Generation Computer Systems*, vol. 29, no. 7, pp. 1645–1660, 2013.
- [2] A. Al-Fuqaha, M. Guizani, M. Mohammadi, M. Aledhari, and M. Ayyash, "Internet of Things: A survey on enabling technologies, protocols, and applications," *IEEE Communications Surveys & Tutorials*, vol. 17, no. 4, pp. 2347–2376, 2015.
- [3] S. Li, L. Da Xu, and S. Zhao, "The Internet of Things: A survey," *Information Systems Frontiers*, vol. 17, no. 2, pp. 243–259, 2015.
- [4] M. Chen, S. Mao, and Y. Liu, "Big data: A survey," *Mobile Networks and Applications*, vol. 19, no. 2, pp. 171–209, 2014.
- [5] D. Zhang, "A survey of IoT-based healthcare systems," *IEEE Communications Surveys & Tutorials*, vol. 17, no. 4, pp. 2106–2124, 2015.
- [6] I. F. Akyildiz, W. Su, Y. Sankarasubramaniam, and E. Cayirci, "Wireless sensor networks: A survey," *Computer Networks*, vol. 38, no. 4, pp. 393–422, 2002.
- [7] R. Rajkumar, I. Lee, L. Sha, and J. Stankovic, "Cyber-physical systems: The next computing revolution," *ACM*, 2010.
- [8] G. Fortino and P. Trunfio, *Internet of Things Based on Smart Objects*, Springer, 2014.
- [9] P. Gope and T. Hwang, "BSN-care: Secure IoT-based modern healthcare system," *IEEE Sensors Journal*, vol. 16, no. 5, pp. 1368–1376, 2016.
- [10] M. Hassanaliereagh et al., "Health monitoring and management using IoT," *IEEE Int. Conf. Healthcare Informatics*, pp. 285–292, 2015.
- [11] A. Darwish and A. E. Hassanien, "Wearable and implantable wireless sensor networks," *Journal of Medical Systems*, vol. 35, pp. 1147–1156, 2011.
- [12] S. R. Moosavi et al., "SEA: Secure and efficient authentication," *IEEE Internet of Things Journal*, vol. 6, no. 3, pp. 542–551, 2019.
- [13] A. S. Morris, *Measurement and Instrumentation Principles*, Elsevier, 2012.
- [14] P. K. Mallick, *Sensor Technologies and Applications*, Wiley, 2018.

- [15] H. Gupta et al., "IoT-based smart healthcare system," *IEEE Trans. Industrial Informatics*, vol. 14, no. 5, pp. 2345–2353, 2018.
- [16] K. Ogata, *Modern Control Engineering*, 5th ed., Prentice Hall, 2010.
- [17] B. Siciliano and O. Khatib, *Springer Handbook of Robotics*, Springer, 2016.
- [18] M. Chen, Y. Ma, J. Song, C. Lai, and B. Hu, "Smart clothing: Connecting human with clouds and big data," *Information Systems Frontiers*, 2016.
- [19] D. Balageas, C. Fritzen, and A. Güemes, *Structural Health Monitoring*, Wiley, 2006.
- [20] M. Dorigo and T. Stützle, *Ant Colony Optimization*, MIT Press, 2004.